

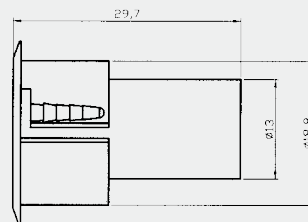
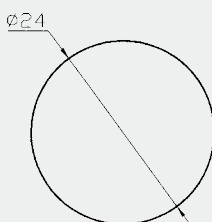
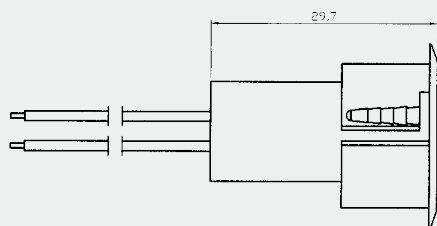
Specification: **BR-1021**

- * 3/4" diameter press to fit
- * Suitable for steel door install
- * Self-locking
- * Standard 18" #22AWG leads
- * Special leads available
- * Switch and Magnet available separately
- * Resistor, Diode and Supervisory Loop available on request
- * Colors: White, Brown, Grey

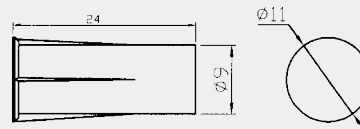
... Recessed Mounted



Dimension (mm):



Alternate Magnets:



M3710C for BR-1021MM

Order Information:

Part Number	Loop Type	Reed Form	Closed Gap (in steel door) [Inch(mm)]	Depature Gap (in steel door) [Inch(mm)]	Maximum Initial Contact Resistance (Ohm)	Maximum Contact Rating (W)	Maximum Switching Voltage (VDC/VAC)	Maximum Switching Current (A)
BR-1021	Closed	N/O	3/4 (19)	0.95 (24)	0.150	7.5	100	0.4
BR-1021MM	Closed	N/O	1 (23)(in wood)	1 (25)	0.150	7.5	100	0.4
BR-1021WG	Closed	N/O	1 (25)		0.150	7.5	100	0.4
BR-1021A	Open	N/C	5/8 (15)		0.150	3	30	0.2
BR-1021C	Closed & Open	SPDT	5/8 (15)		0.150	3	30	0.2
BR-1021D	DPDT	2SPDT	1/2 (12)		0.150	3	30	0.2

Note: Gap will increase twice for installations other than steel

* These magnetic contact switches shall be installed so that a door or other movable opening cannot be opened more than 2 inches (51mm) without initiating an alarm. Switches exceeding 2 inches can not be installed per UL681-the Standard for installation and Classification of Burglar and Holdup Alarm